

Measuring disability in the National Disability Data Asset





Australian Government
Department of Social Services

The Australian Government
Department of Social Services wrote
this.

We say **DSS** for short.

When you see the word **we** it means
the DSS.



We wrote this in an easy to read way.

We use pictures to explain some ideas.


Bold

We have some words in **bold**.

This means the letters are thicker and
darker.

Not bold

These are important words.



This is an Easy Read summary of
another document.

This means it has the most important
ideas.



You can ask for help to read this document.

You can ask

- A friend
- Family members
- A support person.



We recognise Aboriginal and Torres Strait Islander people as the **Traditional Owners** of the land we live on.



They were the **first people** to live on and use the

- Land
- Waters.

Contents

National Disability Data Asset	5
First disability indicators	8
What they tell us	10
What they did not tell us	11
How to make them better	12

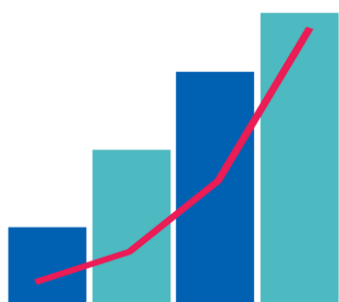
National Disability Data Asset



National Disability
Data Asset

The National Disability Data Asset is a new way to connect **data** about people with disability.

We call it the Data Asset for short.



Data is

- Facts
- Information
- Records.



The data asset brings together data about all people in Australia.

We will keep the information safe.

The data will **not** have personal information like names.



No one will

- Know who people are
- Be able to contact them.



The data asset will help the **government** make **good decisions** to help people with disability.



We looked at the data.

We made the first **disability indicators**.



Disability indicators are types of information about disability in the data asset.

We will call them **indicators** for short.



They can tell us things like

- How many people have a disability



- What type of disability they have.



We made the indicators with help from

- People with disability




- Disability Representative Organisations



- Data experts.

Disability indicators



The indicators looked at what help the government gives to people with disability.

Like

- Payments
- Services.



Some payments like

- Disability Support Pension



- Mobility Allowance



- Youth Disability Supplement.

We also include people whose carers get payments from Centrelink for



- Carer Allowance



- Carer Payment.



People who got a one time Business Services Wage Assessment Tool payment.



Services like



- NDIS.

What they tell us



The indicators tell us

When people got

- Money
- Services.



How **old** they are.



The **areas** they live.

What they did not tell us



The indicators do **not**

- Include all people with disability in Australia
- Tell us everything about people with disability.



The indicators do **not** include some groups of people with disability well. Like people with disability that are

- Older
- Do **not** need much support
- **Pay** for supports with their own money.



How to make them better



We want to make the indicators better.

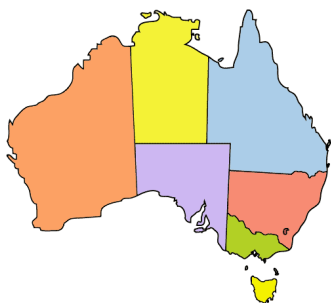
This means we can get **better** data about people with disability.

We want to



- Collect more data about disability

- Do a better job at collecting data.



We do this by adding more data from all the states and territories.



You can look at our website for more information.

www.ndda.gov.au



easyread.tech created these original illustrations. Please do not use these illustrations without permission. Visit easyread.tech for more information.